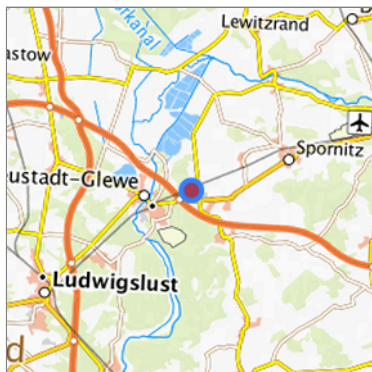


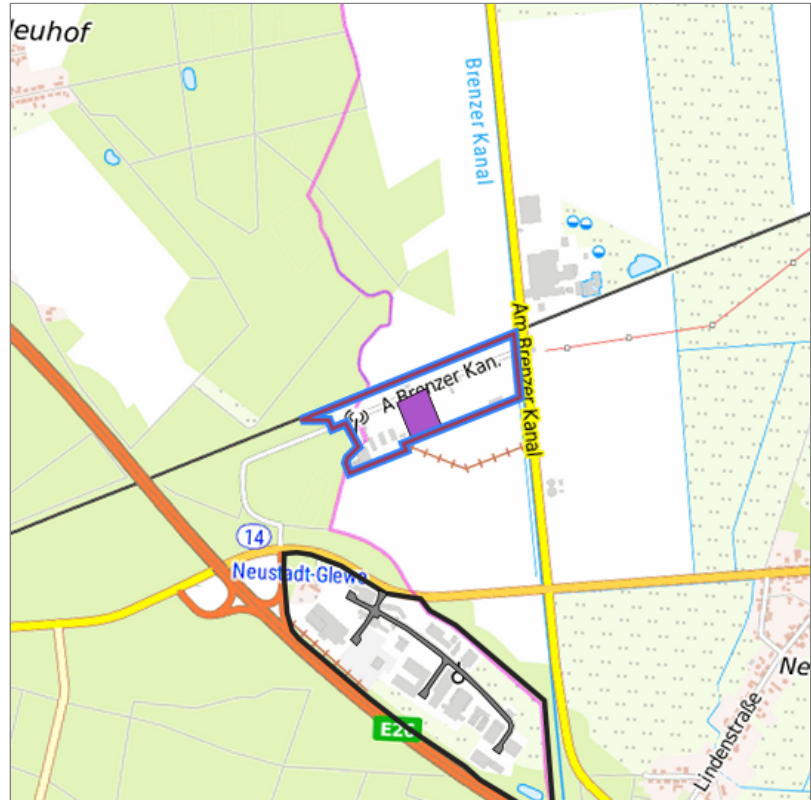
Brenz "Am Brenzer Kanal" Industriegebiet in Brenz, Landkreis Ludwigslust-Parchim



Location in Mecklenburg-Vorpommern










Location in the requested region



Detailed view of the requested site

Legend

Availabilities

 Immediately	 short term (2 years)	 medium term (2-5 years)
 long-term (> 5 years)	 optional area (bindingly reserved)	 occupational pension plan
 not available		

Gross surface area (ha)	14.28
Net surface area (ha)	40
Sector focus	not specified
Type of location of commercial estate	location for emission-intensive industry, classic commercial estate
Occupied area (ha)	1.62

Transport accessibility

Motorway	A 24 Hamburg - Berlin	0.3 km
Regional airport	Hamburg	115.0 km
Port	Hafen Wismar	80.0 km
Port	Hamburg	120.0 km
Rail passenger transport	Bahnhof Neustadt-Glewe	3.5 km
Availability of public transport	Not specified	

Photographs



Information about Brenz

GDP per capita (in €) (district level)	25,438.00
Rate of unemployment (in %) (district level)	5.80
Inhabitants of the municipality	503
Trade tax rate	381
Property tax B	427

Contact

Berit Steinberg
Wirtschaftsförderungsgesellschaft Südwestmecklenburg mbH
Geschäftsführerin
Garnisonsstr. 7
19288 Ludwigslust
[+49 3871 722-5600](tel:+4938717225600)
info@invest-swm.de
www.invest-swm.de