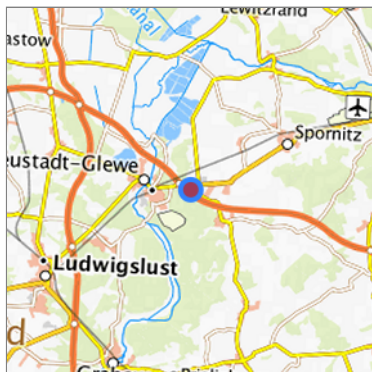


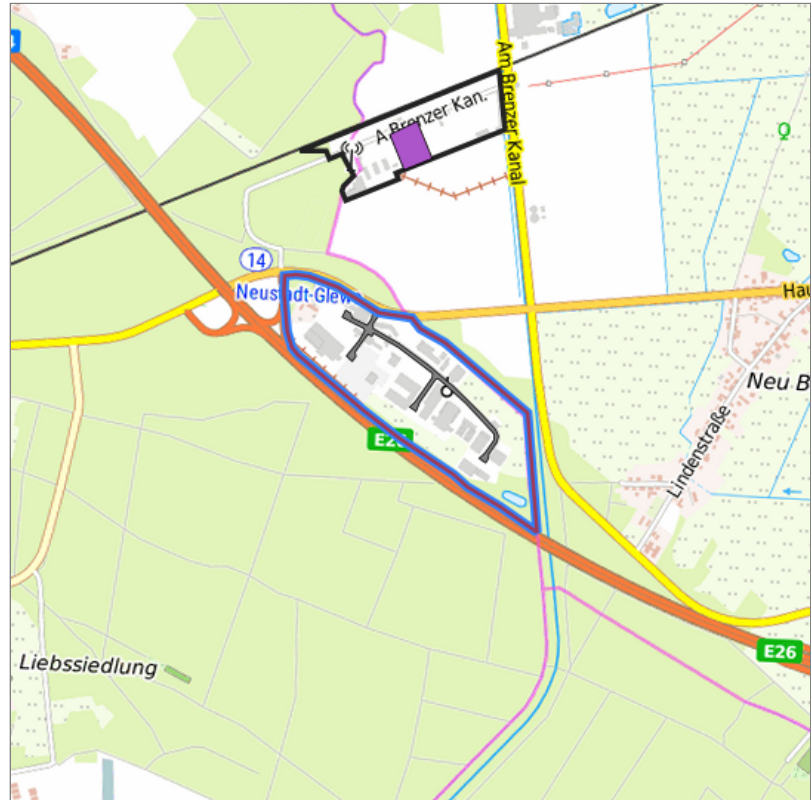
An der Autobahn in Neustadt-Glewe, Landkreis Ludwigslust-Parchim



Location in Mecklenburg-Vorpommern










Location in the requested region



Detailed view of the requested site

Legend

Availabilities

 Immediately	 short term (2 years)	 medium term (2-5 years)
 long-term (> 5 years)	 optional area (bindingly reserved)	 occupational pension plan
 not available		

Gross surface area (ha)	37.56
Sector focus	not specified
Type of location of commercial estate	Others
Occupied area (ha)	0

Transport accessibility

[Invest in Mecklenburg-Vorpommern GmbH](http://invest-in-mecklenburg-vorpommern.de)

Schlossgartenallee 15 | 19061 Schwerin | Deutschland
 Telefon: +49 (385) 59 2 25 -0 | E-Mail: info@invest-in-mv.de

Availability of public transport Not specified

Information about Neustadt-Glewe

GDP per capita (in €) (district level)	25,438.00
Rate of unemployment (in %) (district level)	5.80
Inhabitants of the municipality	7,009
Trade tax rate	381
Property tax B	427

Contact

Berit Steinberg
Wirtschaftsförderungsgesellschaft Südwestmecklenburg mbH
Geschäftsführerin
Garnisonsstr. 7
19288 Ludwigslust
[+49 3871 722-5600](tel:+4938717225600)
info@invest-swm.de
www.invest-swm.de